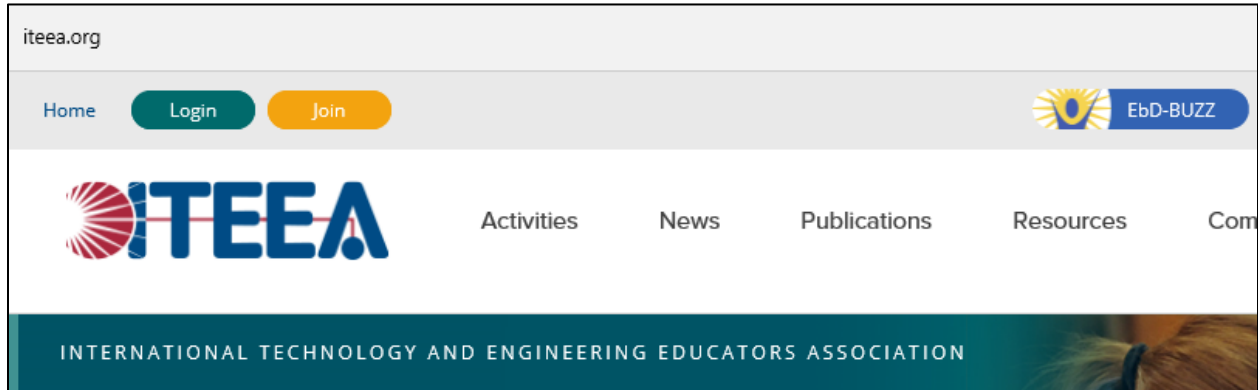



LOGIN TO



GO TO THE ITEEA WEBSITE – [www.iteea.org](http://www.iteea.org)

1. If you are an EbD-BUZZ (formerly EbD Portal) user, your account was imported into ITEEA’s system. You do NOT need to create a new user account. Click the EbD-BUZZ button and login using your email and password.
2. If you DO NOT know your password, click the EbD-BUZZ button. Click “Forgot your Login Information.” Enter your email address under “Recover Password.” A message will be sent to your email address with a temporary password. Now click the EbD-BUZZ button and login with your email address and your new password. If you would like to change your password see instructions below.

### Recover Account Information

**Request New Username**


Your username is your email address. If your email address has changed and you would like to update your username please contact the system's administrator.

[Send a request!](#)

I forgot my login information on ITEEA website

Recover Password  
ENTER YOUR EMAIL\*:

[Recover Password](#)



### **CHANGE YOUR PASSWORD FOR YOUR ITEEA USER ACCOUNT\***

1. After you have successfully logged into ITEEA's site, you will see "Welcome, YourName" and you will now see a "Manage Profile(s)" button. Run your mouse over the Manage Profile(s) button and click on the "My Profile" dropdown.
2. Click "Edit Profile" button on the right.
3. Click on "Account Settings" tab. Copy and paste the password you were sent in "Current Password." Enter new password. Click "Save Changes."

\*DO NOT CHANGE YOUR PASSWORD IN EbD- BUZZ. IF YOU DO YOU WILL NOT BE ABLE TO LOGIN TO THE EbD-BUZZ SITE.

Email [ebdbuzzsupport@iteea.org](mailto:ebdbuzzsupport@iteea.org) to request help or send inquiries.

*Updated 7-12-16*